


Registration Instructions for Parents







Registration Procedures:

1. Use the Registration link on our website, all the way to the right at the top of the page:

<https://discoverychildrenscenter.org/>

It is highlighted in yellow. The link will take you to our school software management system, brightwheel. 

2. The next screen will you to create an account in brightwheel. 
3. Once you create your account, it will take you to a Registration Form to complete.
4. When our staff is notified through brightwheel  you have submitted your child's form, we will review for completeness and send the other required forms to you to complete.
5. Please note that the Physicians Report (download the report) may be completed within 30 days of your child's start date. Let us know the date you are to see your physician. Once the forms are completed, the next step is to please upload into brightwheel. 
6. You can download the app to have access to brightwheel  communication for your phone and computer.
7. **Supplies list located on website under tab, About. Click on parent handbook (Supplies List pages 25 – 28 of handbook).**